

DELTA COMMUNITY ACTION ASSOCIATION, INC.

ANNUAL REPORT  
FOR PROGRAM YEAR 2021-2022  
A YEAR OF CHANGE



611 NORTH CEDAR STREET  
TALLULAH, LA 71282

**MESSAGE FROM EXECUTIVE DIRECTOR**

Delta Community Action Association, Inc. (Delta CAA) takes pride in being the premier agency designated to address the needs of low-income individuals in Madison and Richland Parishes. For more than fifty-five years, Delta CAA has worked to serve the public and address some of our communities’ most pressing challenges. Our sound financial footing and strategic use of resources have positioned us to continue to fulfill our critical mission in the years ahead. Delta CAA also provides an array of programs in secondary service areas: East Carroll, West Carroll, Franklin, and Tensas Parishes.

Delta CAA operates programs that address needs of low-income individuals determined by a community needs assessment. We thank our Board of Directors, Policy Council, and staff for helping us complete another successful year.

All the while, we continued to deliver services to residents throughout Madison, Richland, East Carroll, Franklin, Tensas and West Carroll Parishes. We are able to remain responsive to evolving needs due to philanthropic support. Delta CAA continues to evolve and advance its values of excellence, integrity, sustainability and leadership, we look forward to meeting the challenges that lie ahead.

We remain committed to our work with the Office of Head Start and the Louisiana Department of Education- Louisiana Believe! an initiative to ensure that all children are ready for school.

Delta CAA has much to celebrate and much to look forward to in 2022 and beyond. We thank all community members and supporters who ensure that we continue to excel as we advance our most important mission.

**GOVERNANCE**

**Board of Directors**

D. L. McCall, President  
 John “Mike” Rome, Vice-President  
 Ora. G. Collins  
 Doris Robinson  
 Phillip Scurria, Jr.  
 Undra Henderson, Secretary/Treasurer  
 Tamaro Cleveland  
 Jackie Folks  
 Earl Pinkney  
 Scott Cox  
 Frank J. Newsome III  
 Jane Sanders  
 Rena Lucas  
 Dr. Ronald Wyche  
 Virginia Peebles

**Policy Council**

Brandy Green - President  
 Nichelle Hughes - Vice President  
 Crystal Finley - Secretary  
 Sister Bernadette Barrett  
 Marie Martin  
 Catherine Anderson  
 DaTria Taylor  
 Andrea Allen  
 Jalessa Carroll  
 Siesha Barnes

**LIST OF AGENCY FUNDS AND SOURCE  
 (All Public & Private Funds)**

The total amount of public and private funds received and the amount from each source

| <b>Funded Amount</b>                                  | <b>Program Year</b>    |                        |
|---|------------------------|------------------------|
|   | <b>2021-2022</b>       | <b>2020/2021</b>       |
| Head Start  | \$ 3,578,601.00        | \$ 4,653,545.00        |
| Early Head Start                                      | \$ 969,933.00          | \$ 965,487.00          |
| Community Services Block Grant (CSBG)                 | \$ 171,839.00          | \$ 170,104.00          |
| USDA Child & Adult Care Food Program                  | \$ 359,357.00          | \$ 400,000.00          |
| USDA Family Day Care Homes Program                    | \$ 728,965.00          | \$ 751,451.00          |
| Low-Income Home Energy Assistance Program (LIHEAP)    | \$ 508,888.00          | \$ 469,678.00          |
| Food For Seniors                                      | \$                     | \$ 625.00              |
| USDA Commodities                                      | \$                     | \$ 90,000.00           |
| LA. Department of Education – Early Childhood Network | \$ 693,044.00          | \$ 401,840.00          |
| <b>Total Funds Received</b>                           | <b>\$ 7,010,618.00</b> | <b>\$ 7,902,730.00</b> |

# DELTA COMMUNITY ACTION ASSOCIATION, INC.

- **HEAD START**

A federal program that promotes school readiness of low-income children 3-5 years old. The entire family is encouraged to be involved with the child's education. Disability services are offered to children with special needs. Head Start is based on a "whole child" model, and provides comprehensive services that include preschool education, medical, dental, mental health care, and nutrition services. Head Start services are designed to be responsive to each child's and family's ethnic, cultural, and linguistic heritage.

- **EARLY HEAD START**

A federal program that provides family-centered services to pregnant women and families with children under age 3.

- **COMMUNITY SERVICES BLOCK GRANT (CSBG)**

Supports efforts to identify and eliminate causes and conditions of poverty. The funds are appropriated to enable low-income individuals to achieve self-sufficiency, enhance family stability, and revitalize their community.

- **USDA CHILD & ADULT CARE FOOD PROGRAM (CACFP)**

Reimburse agency at a specified rate for meals served to Head Start/Early Head Start children. Breakfast, lunch, and snacks are served each day.

- **USDA FAMILY DAY CARE HOME PROGRAM (FDCH)**

Reimburse child care providers for meals served to children in their home. Each provider can keep up to six children from birth to 12 years of age in their home. Providers can serve breakfast, lunch, dinner, and P.M. snack.

- **LOW-INCOME HOME ENERGY ASSISTANCE PROGRAM (LIHEAP)**

Provides direct payments to home energy suppliers on behalf of eligible households, particularly the elderly and disabled. To be eligible, an individual must be within an income guideline developed by the Department of Health and Human Services.

Low Income Household Water Assistant Program (LIHWAP)

This is a one-time funding received to provide direct payments to water/sewer suppliers on behalf of eligible households, particularly the elderly and disabled. To be eligible, an individual must be within the income guidelines developed by the Department of Health and Human Services.

- **FOOD FOR SENIORS**

Food boxes are provided each month to eligible seniors ages sixty and above. Eligibility is determined by income.

- **EARLY CHILDHOOD NETWORK**

Network is a program that seeks to bring all publicly funded early childhood programs into one network. The initiative is intended to better serve birth to age five children and improve preschoolers' readiness for kindergarten by providing access to quality Pre-K for at-risk 4-year-olds by fall 2016, according to the Louisiana Department of Education.

- **ATMOS ENERGY SHARE THE WARMTH**

Provide bill paying assistance to low-income customers of ATMOS Energy.



# Head Start & Early Head Start

## WHAT IS HEAD START/EARLY HEAD START

Head Start is a federal program that promotes school readiness of low-income children 3-5 years old by enhancing their cognitive, social, and emotional development in a learning environment that supports children’s growth in language, literacy, mathematics, science, social and emotional functioning, creative arts, physical skills, and approaches to learning. Head Start also provides low-income children and their families with health, nutrition, social, and other services that are determined based on family needs assessments.

Early Head Start is a federal program that provides family-centered services for low-income families with very young children designed to promote the development of the children, and to enable their parents to fulfill their roles as parents and to move toward self-sufficiency. Persons who may participate in Early Head Start are pregnant women and families with children under age 3 who meet eligibility criteria specified in the Head Start Act.

## HEAD START & EARLY HEAD START PROGRAM EXPENDITURES

Delta CAA Head Start and Early Head Start Programs goal is to operate family centered and family driven comprehensive and developmentally appropriate child care programs that focus on promoting school readiness of low-income children by enhancing their cognitive, social, and emotional development. Integrated services are provided, while being sensitive to race, culture, gender, and individuals with disabilities, and responsive to the service needs of low-income children, pregnant women, and their families. To meet this goal and serve 416 preschool age children, 69 infants/toddlers and their families, Delta CAA was awarded contracts of \$4,227,323 for Head Start and \$965,487 for Early Head Start which includes the required 20% local match. Due to the COVID-19 pandemic, Delta CAA requested a waiver for the local required 20% local match. These funds were to support the cost of staff, age-appropriate classroom supplies/furnishings, curriculum, food supplies, facilities occupancy cost, facilities upgrade, vehicles replacement, health/dental/mental health services and age-appropriate playground and shade structures. The charts below list the funds spent to date.

| HEAD START PROGRAM |                                 |                           |
|--------------------|---------------------------------|---------------------------|
|                    | 2021-2022<br>Approved<br>Budget | 2020-2021<br>Expenditures |
| Personnel          | \$ 2,219,575.00                 | \$ 1,944,629.41           |
| Fringe Benefits    | \$ 605,044.00                   | \$ 549,245.36             |
| Travel             | \$ 14,158.00                    | \$ 330.00                 |
| Equipment          | \$ 0.00                         | \$ 0.00                   |
| Supplies           | \$ 138,871.00                   | \$ 193,096.30             |
| Contractual        | \$ 40,674.00                    | \$ 23,383.14              |
| Construction       | \$ 0.00                         | \$ 0.00                   |
| Other              | \$ 530,167.00                   | \$ 852,684.07             |
| T/TA               | \$ 30,112.00                    | \$ 15,232.72              |
| In-Kind            | \$ 894,650.25                   | \$ 439,569.43             |
| Total              | \$ 4,473,251.25                 | \$ 4,018,170.43           |

| EARLY HEAD START PROGRAM |                                 |                           |
|--------------------------|---------------------------------|---------------------------|
|                          | 2021-2022<br>Approved<br>Budget | 2021-2022<br>Expenditures |
| Personnel                | \$ 646,051.00                   | \$ 530,480.37             |
| Fringe Benefits          | \$ 165,941.00                   | \$ 135,776.00             |
| Travel                   | \$ 6,334.00                     | \$ 0.00                   |
| Equipment                | \$ -0-                          | \$ 0.00                   |
| Supplies                 | \$ 45,866.00                    | \$ 136,323.74             |
| Contractual              | \$ 5,000.00                     | \$ 5,000.00               |
| Construction             | \$ -0-                          | \$ 0.00                   |
| Other                    | \$ 83,910.00                    | \$ 158,136.89             |
| T/TA                     | \$ 16,831.00                    | \$ 4,216.00               |
| In-Kind                  | \$ 242,483.25                   | \$ 9,327.49               |
| Total                    | \$ 1,212,416.25                 | \$ 979,260.49             |

**Annual Audit** - The annual audit for the fiscal year ending June 30, 2021, was presented by Mr. Travis Morehart, CPA from Cook & Morehart, CPA Firm. An unqualified opinion was given which is the highest possible opinion. The Audit is available for review at 611 North Cedar, Tallulah, Louisiana 71282.

**HEAD START PROGRAM  
ENROLLMENT**

| MONTH     | 2021/2022 | 2020/2021       |
|-----------|-----------|-----------------|
| July      | 0         | Not Operational |
| August    | 0         | Not Operational |
| September | 346       | 352             |
| October   | 354       | 377             |
| November  | 359       | 398             |
| December  | 367       | 382             |
| January   | 372       | 388             |
| February  | 373       | 396             |
| March     | 376       | 385             |
| April     | 379       | 388             |
| May       | 378       | 385             |
| June      | 0         | Not Operational |

**EARLY HEAD START PROGRAM  
ENROLLMENT**

| MONTH     | 2021/2022 | 2020/2021                          |
|-----------|-----------|------------------------------------|
| July      | 72        | Not Operational<br>Due to COVID-19 |
| August    | 76        | Not Operational<br>due to COVID-19 |
| September | 66        | 69                                 |
| October   | 63        | 63                                 |
| November  | 75        | 71                                 |
| December  | 71        | 71                                 |
| January   | 71        | 72                                 |
| February  | 69        | 72                                 |
| March     | 67        | 73                                 |
| April     | 70        | 69                                 |
| May       | 68        | 69                                 |
| June      | 70        | 69                                 |

|  |                          |                          |
|--|--------------------------|--------------------------|
| Average Monthly Enrollment <b>Head Start</b><br>As a percentage of Funded Enrollment:  | <u>2021/2022</u><br>88 % | <u>2020/2021</u><br>92%  |
| Total Number of Children and Families served:  | 354                      | 422                      |
| Percent of Eligible Children Served:   | 100 %                    | 100%                     |
| Average Monthly Enrollment <b>Early Head Start</b><br>As a percentage of Funded Enrollment:                                  | <u>2021/2022</u><br>100% | <u>2020/2021</u><br>100% |
| Total Number of Children and Families served:  | 94                       | 96                       |
| Percent of Eligible Children Served:   | 100 %                    | 100%                     |
| <b>Services</b>  | <u>2021-2022</u>         | <u>2020-2021</u>         |
| Children that received medical exams:  | 491                      | 449                      |
| Number of Enrolled Children with an ongoing source of continuous and accessible, routine, preventive and acute medical care: | 500                      | 449                      |
| Number of Enrolled Children in Head Start received dental exams:   | 422                      | 449                      |

**DELTA HS/EHS PREPARES PRE-SCHOOL AGE CHILDREN FOR KINDERGARTEN**

Delta Head Start utilizes the Creative Curriculum which is a high quality, systematic and pre-school curriculum that combines teacher directed instruction with child centered explorations. The curriculum fosters children’s cognitive and social/emotional development and brings together the Pre-Kindergarten academic standards designed to promote explicit instruction in all domains of learning. The Creative Curriculum combines three main areas, including effective curriculum, relevant professional development

and strong family connection and support.

In the classroom, teachers use the Teaching Strategic GOLD (TS GOLD), a valid and reliable assessment tool that is aligned with Head Start and Louisiana Outcomes Framework. This tool is used to measure growth in skill development in children ages 3-5. Knowing where each pre-school child is in relation to their individual plan and curriculum objectives enables staff and parents to meet and support each child's development and learning.

**Agency Effort to Prepare Children for Kindergarten**

1. Participation in Louisiana Early Childhood Network
2. Joint Professional Development between Delta Head Start/Early Head Start, Local Education Agencies and Child Care Partners.
3. Establish school readiness goals for children.
4. Monitor children's progress toward attaining goals.
5. Align curricula and assessment tool with Madison, East Carroll and Richland Education Agency.
6. Strengthen Family and Community Engagement Plan.
7. Tour of schools for children who will enter Kindergarten.
8. Transition packet for parents.
9. Specialized field trips (museums, theatres, etc.)
10. More individualized instruction.

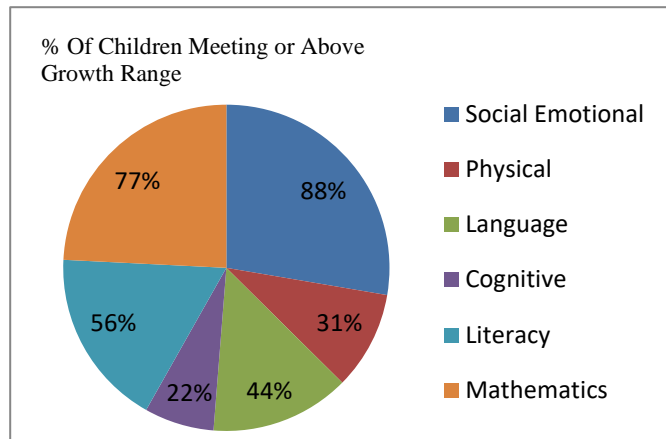
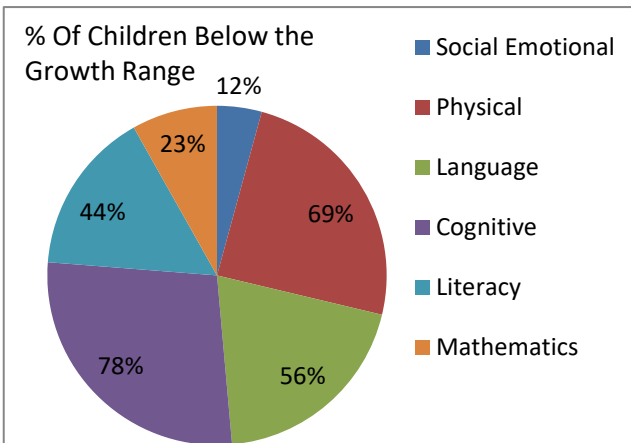
Investment in young people at the beginning of their lives reaps huge social rewards down through the years. Head Start graduates are more likely to graduate from high school, less likely to be incarcerated and less likely to get a divorce. Other findings show more of Head Start's impact:

Children completing Early Head Start achieved gains on standardized tests of cognitive and language development, may need fewer special learning interventions later on, and performed better on critical social-emotional tasks, such as relating to their parents, paying attention and behaving appropriately, according to a seven-year DHS evaluation.

**CHILD OUTCOMES  
All Domains 2021-2022**

| <b>Growth Report - All Sites 3 Year Olds</b> |                       |   |   |  |  |
|--|-----------------------|---|---|--|--|
| 2020-2021<br>TS GOLD<br>Assessment Fall      | Number of<br>Children | Number of<br>Children Below<br>Growth Range | Percentage of<br>Children Below<br>Growth Range | Number of Children<br>Meeting or Above<br>Growth Range | Percentage of<br>Children Meeting or<br>Above Growth Range |
| Social<br>Emotional                          | 134                   | 30  | 8%  | 104  | 92%  |
| Physical                                     | 134                   | 13  | 7%  | 121  | 93%  |
| Language                                     | 134                   | 21  | 8%  | 113  | 44%  |
| Cognitive                                    | 134                   | 33  | 25%   | 101  | 22%  |
| Literacy                                     | 134                   | 33  | 25%   | 101  | 56%  |
| Mathematics                                  | 134                   | 56  | 42%   | 78   | 77%  |

## Growth Report All Sites Three Year Olds

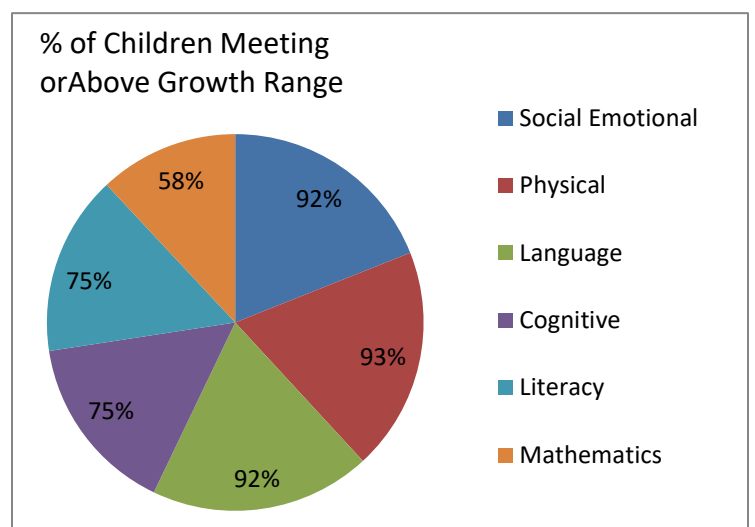
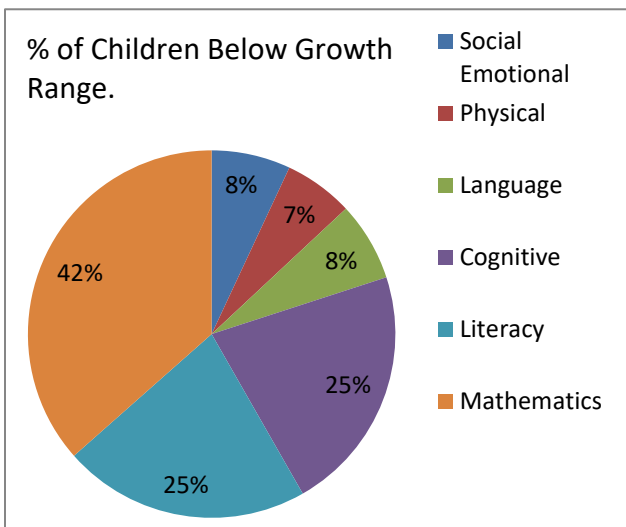


The data for 2021-2022 for 3-year-old children shows scoring results in the areas of Social Emotional, Physical, Language, Cognitive, Literacy, and Mathematics. The data shows there was a percentage of 53% of children meeting or above the growth range in the Spring and 47% of the children were below the growth range.

**The data shows a growth performance rating for 3-year-olds from Winter to Spring; an increase of 39.6% in children meeting or above the growth range.**

## Growth Report - All Sites 4 Year Olds

| 2020-2021 TS GOLD Assessment Spring | Number of Children | Number of Children Below Growth Range | Percentage of Children Below Growth Range | Number of Children Meeting or Above Growth Range | Percentage of Children Meeting or Above Growth Range |
|-------------------------------------|--------------------|---------------------------------------|---|--|--|
| Social Emotional                    | 134                | 30                                    | 8%  | 104  | 92%  |
| Physical                            | 134                | 13                                    | 7%  | 121  | 93%  |
| Language                            | 134                | 21                                    | 8%  | 113  | 92%  |
| Cognitive                           | 134                | 33                                    | 25%                                       | 101  | 75%  |
| Literacy                            | 134                | 33                                    | 25%                                       | 101  | 75%  |
| Mathematics                         | 134                | 56                                    | 42%                                       | 78   | 58%  |



The data for 2021-2022 for 4-year-old children shows scoring results in the areas of Social Emotional, Physical, Language, Cognitive, Literacy, and Mathematics. The data shows there was a percentage of 81% of children meeting or above the growth range in the winter and 19% of the children were below the growth range.

**The data shows a growth performance rating for 4-year-olds from Fall to Spring; and an increase of 41% in children meeting or above the growth range.**

### **DELTA HEAD START/EARLY HEAD START PARENT ENGAGEMENT**

Delta Head Start/Early Head Start utilizes various methods for educating parents on the important role they play in the growth and development of their children. Parents are encouraged to participate in daily program operations and they are trained through orientations, workshops, and conferences. They are encouraged to volunteer and assist in the on-going planning and monitoring of the program. During the enrollment process, parents are empowered to ensure that their children continue to receive high quality education after their child exits Delta Head Start.

Although the 2021-2022 program year provided unique challenges, Delta CAA was able to implement unique strategies to engage families. Before in-person closure, we were able to provide many exciting opportunities for families to participate in, both by themselves and with their children, including:

- Decision making and leadership activities, through Parent Center Committees, Executive Board, Policy Council, Health Advisory Committee, and other committees.
- Access to Mental Health Services.
- Referral and linkage to local educational and work training institutions, which may lead to self-enrichment and gainful employment.
- Volunteer opportunities.
- Training on available community services to promote awareness and utilization of available resources.

#### **Parent Engagement Activities:**

1. Dad's Day—make and take workshop for dads in classroom
2. Mom's Day—make and take workshop for moms in classroom
3. Grandparent's Day—opportunity for grandparents to interact with children
4. Dads' and Daughters' Day—Planned activities for dads and daughters at centers
5. Moms' and Sons' Day—planned activities for moms and sons at center
6. Literacy Night—Head Start and Local Education Agency held literacy night for parents and children
7. Ready Rosie- Parenting Program
8. Read Together/Talk Together—training and activities for parents
9. Donuts for Dads—a day of activities with dads and children
10. Muffins for Moms—a day of activities with moms and children
11. Parent Meetings
12. Field Trips
13. Men and Children Hanging Out—MACHO Day
14. Activity Sheets—weekly activities sent home to parents to reinforce classroom teaching



15. Professional Development for parents
16. Health Advisory Committee
17. Policy Council
18. Center Committees
19. Thanksgiving and Christmas Dinner
20. Fashion Show
21. Black History Program
22. End of Year Celebration

### **HEAD START/EARLY HEAD START PROGRAM ON-SITE MONITORING REVIEW RESULTS**

Delta Head Start/Early Head Start last federal review Focus One was from January 10-14, 2022. Based on the result of the review, it was determined that Delta HS/EHS was in compliance with all applicable Head Start program Performance Standards, laws, regulations, and policy requirements and no deficiencies were found. The report identified that Delta HS/EHS implements a process for monitoring and maintaining healthy and safe environments.

Delta HS/EHS is scheduled for a Focus Federal review this upcoming program session.

### **COMMUNITY ASSESSMENT SUMMARY UPDATE**

The program utilized the Community Assessment process to ensure the program meets the criteria set forth in the new Head Start Program Performance Standards 1302.11 (a) (1)(i-ii) (2), 1302.11(b)(1)(i-A-C), 1302.11 (ii-vi) 1302(b)(2-3) *Determining Community Strengths, Needs and Resources*. The following are significant changes or updates in the Community Assessment (CA):

- Revised State Licensing Regulations
- State Mandated Coordinated Enrollment

The Community Assessment process serves as a foundation for effectively designing program services for eligible children and their families. Through this process, children's needs are addressed to the extent by which families can support their development. The process includes an assessment of program strengths, needs, and resources available in each service area through an analysis of a variety of data sources acquired through different methods of collection. The program uses the center-based program option to serve the eligible children. Through this option, a greater number of eligible children are able to be served while the parents are engaged in training or work.

Delta HS/EHS programs continue to work vigorously with the Board of Directors, Policy Council, staff, community partners, parents and community at large to ensure the long-range/short-range program and financial objectives are met and are appropriate by using the data that is obtained in the Community Assessment.

The following are the preliminary changes of the 2020-2021 Community Wide Assessment:

The 2021 U.S. Census update report estimated nearly 823,080 of Louisiana's 4.6 plus million residents lived below the Head Start poverty line. The official poverty level in 2019 was \$25,926 for a family of two adults and two children.

As of July 2021, Delta HS/EHS service area has two parishes with more than 33% of their population living in poverty; East Carroll 37.6%, Madison 33.6% and Richland 22.5%. Poverty is also disproportionately concentrated along the Mississippi River's rural communities and among African Americans. Child poverty,

particularly among very young children, is also significantly higher in Louisiana than in the nation as a whole. According to Kids Count Data Center 2021 report, Louisiana ranks:

- 47 in the nation in its percentage of children living in poverty,
- 48 overall child well-being,
- 49 in the nation in its percentage of families with children living in single-parent households, and
- 48 children’s good health.

Furthermore, Louisiana is tied with 11 other states for 6th place for the percentage of children without health insurance.

**LOUISIANA**

| 2020 U.S. Census Bureau, “Quick Facts”   | Louisiana | Madison | Richland | East Carroll |
|--|-----------|---------|----------|--------------|
| Population 2021 estimates                | 4,624,047 | 10,017  | 20,043   | 7,459        |
| Under age 5                              | 6.5%      | 6.9%    | 6.2%     | 6.2%         |
| Under age 18                             | 23.4%     | 23.8%   | 23.2%    | 23.9%        |
| Age 65 or older                          | 15.9%     | 14.9%   | 18.1%    | 15.3%        |
| White                                    | 58.4%     | 33.9%   | 60.7%    | 27.5%        |
| Black or African American                | 32.8%     | 62.6%   | 35.6%    | 68.8%        |
| American Indian & Alaska Native          | 0.8%      | 0.3%    | 0.3%     | 0.5%         |
| Asian                                    | 1.8%      | 0.3%    | 0.3%     | 0.5%         |
| Native Hawaiian & Other Pacific Islander | 0.1%      | 0%      | 0%       | 0%           |
| Hispanic or Latino origin                | 5.3%      | 2.2%    | 2.4%     | 2.7%         |
| Two or more races                        | 1.8%      | 1.2%    | 1.1%     | 1.3%         |

**Note: Percent does not add to 100 since Hispanics may be of any race**

1. The service area is the boundaries of East Carroll, Madison and Richland Parishes and the recruitment area remains the same for families in East Carroll, Madison and Richland parishes. The Program Recruitment process is utilized to maximize the recruitment efforts for income eligible children in the service areas. A coordinated enrollment effort with the LEAs, Charter Schools and public-funded day-cares is implemented prior to the commencement of center operations and is used in an ongoing basis for the duration of the program year.
2. Through the analysis of the data that was collected in the Community Assessment, the Eligibility and Selection Criteria is formulated to determine the children with the most need for the HS and EHS services. A point system has been established by the program with the engagement of staff and parents. This process ensures that the neediest children and families are enrolled into the program including foster children, children with disabilities, homeless children, and children receiving public assistance.
3. Based on the enrollment data and emerging trends listed on item 7, Delta submitted and has received final approval of 56 HS slots conversion to 28 Early Head Start slots.
4. Locations of centers remain unchanged in appropriate areas that meet the families’ needs. The information that is in the Community Assessment indicates the centers are strategically placed in the areas where the eligible families are located. However, due to the condition of some of the buildings, playground space, classroom size, the location of restrooms for the children, and insufficient office space for support staff, new facilities are needed.
5. The program options and services provided reflect the expressed interests of families in East Carroll, Madison and Richland parishes. The following are the program options to serve the eligible infants/toddlers, pregnant women and their families:

**Center Based** - The HS program will operate a full day/part year center-based option for a total of 180 days, five days a week from 8:00 a.m. to 2:30 p.m. for a total of 1080 hour from August through May. The center staff total of 196 days includes training days, preparation days, and holidays. The EHS Program will provide a full day/full year center-based program option for a total of 240 days, five days a week from 8:00 a.m. to 2:30 p.m. for a total of 1440 hours from mid-July through June. The center staff total of 261 days includes training days, preparation days, and holidays.

This operation enables the Delta HS/EHS program to meet the Head Start Performance Standards and the 2007 Head Start Act.

**Home-based option** - 9-infants/toddlers and their families are supported through weekly home visits and semi-monthly group socialization experiences. The home-based option promotes parent and child relationships and parent and child readiness for Head Start. This service is unparalleled because it offers an opportunity for hard-to-reach families to receive child development support in their own homes. Staff will support the child and family learning experiences. The Home Visitor will conduct two home visits per week, per family, for 1.5 hours each. The Child Health Manager will conduct one visit per month, per family. Also, the Home-Based Visitor will conduct two socializations per month with the home-based families.

**Pregnant Women** - A home-based option will be used to serve pregnant women. This option is an effective way to offer support, guidance, information, promote prenatal and breastfeeding education, post-partum health care, and child development services directly to pregnant women and families in their homes. The Child Health Manager, in collaboration with the Home Visitor and Family Services Workers, will conduct one visit per week per enrolled pregnant woman for 1.5 hours each.

6. The service delivery approach consists of a pro-family style, part year/full-day for HS and full/day full/year for EHS, center based comprehensive developmental program that promotes preventive care, early childhood education, and integrated services; and is sensitive to race, culture, gender and individuals with disabilities; and is responsive to the service needs of children and their families. The EHS has a home base option for children and pregnant women.
7. Trends – The following are common themes that continue to emerge across East Carroll, Madison and Richland Parishes:
  - Decrease in population (out-migration).
  - Increase of one Childcare Center in Madison Parish and one Childcare Center in Richland.
  - Tallulah Charter closing.
  - Decrease in 3 & 4-year-old population in Madison and East Carroll.
  - Lack of transportation.
  - Lack of Jobs.
  - Decrease in number of individuals able to meet job requirements.
  - Declining retail establishments.

**LIST OF CENTERS  
HEAD START PROGRAM**

|   |   |
|---|---|
| <p><b><u>Delhi Center</u></b><br/>Mrs. Melvina Williams, Center Supervisor<br/>212 Cuthbert Street<br/>Delhi, LA 71232<br/>(318) 878-3258—Phone<br/>(318) 878-3259—Fax</p>                | <p><b><u>Lake Providence Center</u></b><br/>Mrs. Marilyn Threats, Center Supervisor<br/>300 Second Street<br/>Lake Providence, LA 71254<br/>(318) 559-2450—Phone<br/>(318) 559-9092—Fax</p> |
| <p><b><u>Mangham Center</u></b><br/>Mrs. Annette Hamilton, Center Supervisor<br/>421 Hixson Street<br/>Mangham, LA 71259<br/>(318) 248-3237—Phone<br/>(318) 248-3237—Fax</p>              | <p><b><u>Rayville Center #1 &amp; #2</u></b><br/>Mrs. Annette Hamilton, Center Supervisor<br/>7 Cumpton Road<br/>Rayville, LA 71269<br/>(318) 728-7819—Phone<br/>(318) 728-9322—Fax</p>     |
| <p><b><u>Rayville Center #3 – Legacy</u></b><br/>Mrs. Annette Hamilton, Center Supervisor<br/>115 Legacy Drive<br/>Rayville, LA 71269<br/>(318) 728-2100—Phone<br/>(318) 728-2100—Fax</p> | <p><b><u>Tallulah Center</u></b><br/>Ms. Zelda Norris, Center Supervisor<br/>609 North Cedar Street<br/>Tallulah, LA 71282<br/>(318) 574-5529—Phone<br/>(318) 574-5529—Fax</p>              |
| <p><b><u>Tallulah Center</u></b><br/>Ms. Zelda Norris, Center Supervisor<br/>703 North Cedar Street<br/>Tallulah, LA 71282<br/>(318) 574-5529—Phone<br/>(318) 574-5529—Fax</p>            |   |

**LIST OF CENTERS  
EARLY HEAD START PROGRAM**

|   |  |
|---|--|
| <p><b><u>Delhi Center</u></b><br/>Mrs. Melvina Williams, Center Supervisor<br/>210 Cuthbert Street<br/>Delhi, LA 71232<br/>(318) 878-5417—Phone<br/>(318) 878-5414—Fax</p>  | <p><b><u>Lake Providence Center</u></b><br/>Mrs. Marilyn Threats, Center Supervisor<br/>300 Second Street<br/>Lake Providence, LA 71254<br/>(318) 559-0616—Phone</p>           |
| <p><b><u>Rayville Center</u></b><br/>Mrs. Annette Hamilton, Center Supervisor<br/>7 Cumpton Road<br/>Rayville, LA 71269<br/>(318) 728-5721—Phone<br/>(318) 728-8012—Fax</p> | <p><b><u>Tallulah Center</u></b><br/>Ms. Zelda Norris, Center Supervisor<br/>703 North Cedar Street<br/>Tallulah, LA 71282<br/>(318) 574-2118—Phone<br/>(318) 574-9690—Fax</p> |

## Community Service Programs



There were other notable accomplishments from 2021-2022 to share. First, Delta CAA could not have been so nimble in an ever-changing world without the help of so many partners who provided us with additional COVID-19 relief funds, reduced grant requirements to allow us to use funding where it was needed most, or distributed services earlier than scheduled.

Along with other accomplishments for the year, Delta CAA received Board approval for our updated risk assessment policy, succession plan and updated financial policies and procedures. In addition, we had another successful year by receiving an unmodified audit opinion with no findings.

## Low-Income Home Energy Assistance Program



The federal Home Energy Assistance Program provides life-saving assistance for low-income households by helping to pay electricity, gas, and oil bills. Payments are generally made to the utility or fuel vendor directly to help ensure that utility service is not terminated and that fuel tanks don't run dry.

### Madison Parish

- 822 Madison Parish households received LIHEAP benefits in 2021-2022.
- \$528.50 Average LIHEAP benefit per household.
- 31 % include a disable person
- 37 % include an elderly person

### Richland Parish

- 778 Richland Parish households received LIHEAP benefits in 2021-2022.
- \$489.00 Average LIHEAP benefit per household
- 31 % include a disable person
- 36 % include an elderly person

Without LIHEAP, households can experience disconnection of utility service, leading to lack of heat in the winter. This creates dangerous situations, especially for elders and young children. Households without adequate heat sometime resort to unsafe heating methods, which can result in serious property damage, even loss of life. And many more families experience homelessness simply because their houses are not livable: unaffordable energy bills lead to dire choices. Research has documented that families with young children and seniors are more likely to experience food insecurity when they don't get LIHEAP.



The Community Services Block Grant (CSBG) Program provides a range of services and activities having a measurable and potentially major impact on the causes of poverty in the community, or those areas of the community where poverty is a particularly acute problem.

CSBG is funded by the U.S. Department of Health and Human Services. The program is administered by the Louisiana Workforce Solution and by Delta Community Action Association for the Parishes of Madison and Richland.

With the support of CSBG funding, the Emergency Assistance Program, Share the Warmth, Food for Senior and local donations provide funds for emergency assistance. This assistance may include rental assistance, utility assistance and Food.

## Ready Start Early Childhood Network/Delta Connection



Act 3: Creates a statewide Early Childhood Care and Education Network to ensure children are ready for kindergarten.

Act 3 charges the BESE Board to unify the system and:

- Set high expectations across publicly-funded providers;
- Align public funding with performance to support high-quality providers; and
- Provides clear information to empower parents to make informed choices.

Delta CAA has been selected by the Madison Early Childhood Community Network leadership to be the Lead Coordinating Agency based on their experience serving children birth to five, ability to work with the community and willingness to accept the responsibility.

Delta CAA has served as the Lead Agency for the Ready Start Early Childhood Network/Delta Connection in Madison Parish with the partnership of program partners; Madison Parish School Board, Delta Head Start/Early Head Start, Gultery Child-Care Learning Center, Kids Planet Learning Academy, Broadway's Childcare Learning Center, and Gigi's Loving Touch Academy since 2015 with documented results.

- 100% completion of CLASS observation.
- 100% TS GOLD assessment completion.
- Common Coordinated enrollment application.
- Coordinated enrollment Round-up
- Partner's meeting participation

The CLASS observation Report card issued by Louisiana Department of Education- Louisiana Believe!

## Food For Seniors Program



Food boxes are provided every other month to eligible seniors ages sixty and above. In collaboration with the Catholic Charities of New Orleans, Delta Community Action has distributed over # food boxes in Madison and Richland Parish.

### Madison Parish

- 365 individuals (average) in Madison Parish received nutritional food boxes
- 2,190 boxes distributed in Madison Parish

### Richland Parish

- 954 individuals (average) in Richland Parish received nutritional food boxes
- 5,724 boxes distributed in Richland Parish



## Family Day Care Homes Program



Family Day Care Homes provides reimbursement for meals and snacks served to small groups of children receiving nonresidential day care in private homes (Provider) that are licensed, registered, or approved to provide family child care.

The meals must meet the United States Department of Agriculture (USDA) minimum meal pattern requirements, as well as standards for safety, sanitation and food quality. The provider must care for no more than six children including the provider's own children and any other children living at the provider's residence who are under age 13, or age 13 through 17 if special needs.

- 109 Providers
- 553 children served
- 738,387.71 is total of Provider Reimbursement

# COVID-19 RELIEF FUNDS

In March 2020, the agency delivery of services was turned upside down in response to the COVID-19 pandemic that hit our nation. Delta Community Action quickly was able to secured over (Enter total \$s amount) COVID-19 relief fund from different funding stream

## CARES ACT Fund and Services

| Funding Agency              | Budget        | Madison Service | Year to Date Expenditure         | Richland Service | Year to Date Expenditure |
|-----------------------------|---------------|-----------------|----------------------------------|------------------|--------------------------|
| Head Start/Early Head Start | \$ 426,222.00 | <b>468</b>      | East Carroll, Madison & Richland |                  | \$ 426,222.80            |
| CSBG CARES Act              | \$ 220,452.00 | <b>354</b>      | \$ 68,400.00                     | <b>245</b>       | \$ 190,784.98            |
| LIHEAP                      | \$ 130,531.00 | <b>115</b>      | \$ 69,000.00                     | <b>102</b>       | \$ 61,200.00             |
| Early Childhood             | \$ 50,000.00  | 4-Childcare     | \$ 50,000.00                     |                  | \$ <b>50,000.00</b>      |

## American Rescue Plan Funds and Services

| Funding Agency              | Budget     | Madison Service | Year to Date Expenditure         | Richland Service | Year to Date Expenditure |
|-----------------------------|------------|-----------------|----------------------------------|------------------|--------------------------|
| Head Start/Early Head Start | \$ 145,970 |                 | East Carroll, Madison & Richland |                  | \$ 145,970.00            |
| Head Start/Early Head Start | \$ 580,303 |                 | East Carroll, Madison & Richland |                  | \$ 1,099.63              |
| LIHEAP                      | \$ 453,343 | 514             | \$ 158,175.53                    | <b>441</b>       | \$ 112,698.97            |
| 2021 LIHWAP-CAA             | \$ 124,767 | 263             | \$ 41,495.21                     | <b>254</b>       | \$ 32,905.48             |
| 2021 LIHWAP-ARP             | \$ 97,779  |                 |                                  |                  |                          |